


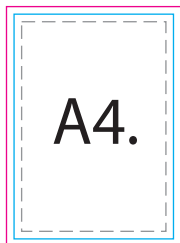
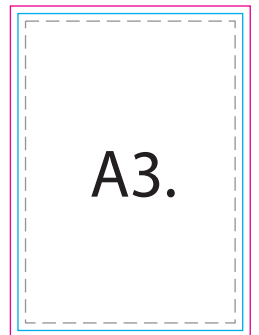

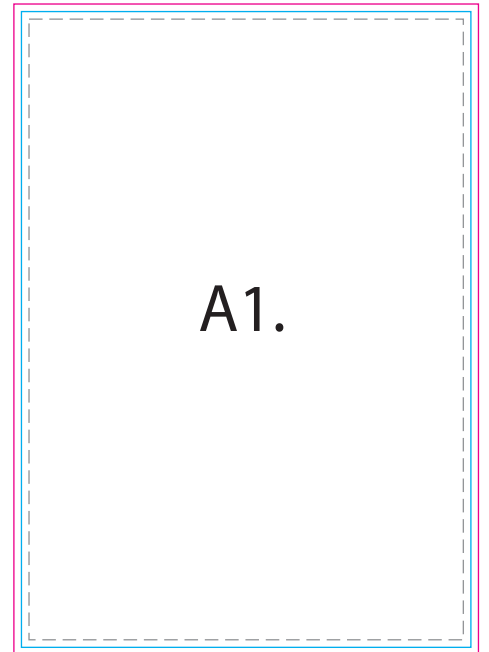
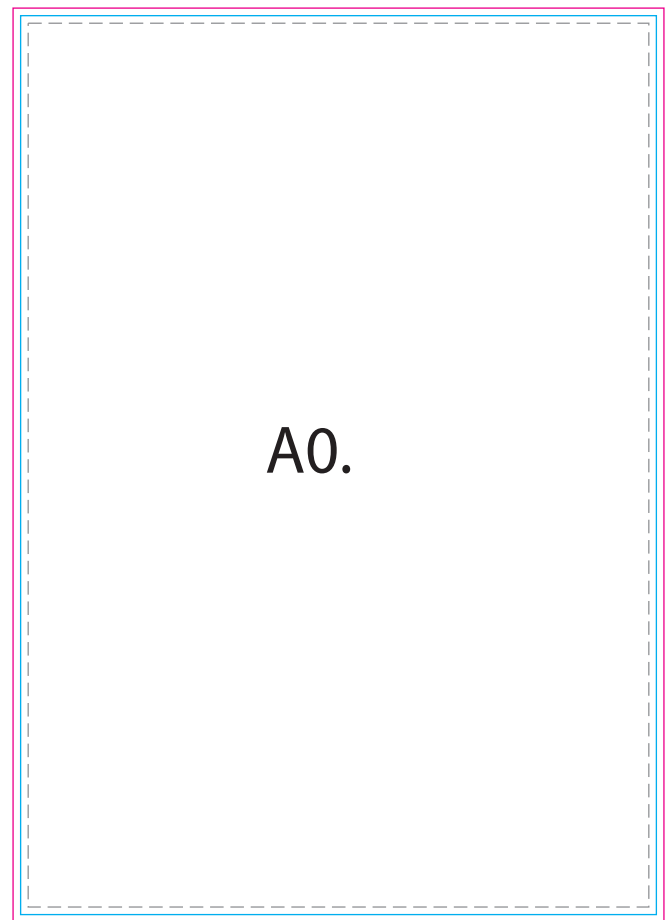


All templates are at 1:10 scale.

Please delete the templates not used.

### Q-Frame® Snap

-  = Text/Image Safety Line
-  = Bleed Line
-  = Frame Overlap  
(all important text or pictures should be within this line)



**Q-Frame® Snap Wall**  
 A0. 33.1in (84cm) x 46.8in (119cm)  
 A1. 23.4in (59cm) x 33.1in (84cm)  
 A2. 16.5in (42cm) x 23.4in (59cm)  
 A3. 11.7in (30cm) x 16.5in (42cm)  
 A4. 8.3in (21cm) x 11.7in (30cm)

**Q-Frame® Snap Sidewalk**  
 A0. 33.1in (84cm) x 46.8in (119cm)  
 A1. 23.4in (59cm) x 33.1in (84cm)  
 A2. 16.5in (42cm) x 23.4in (59cm)

**Q-Frame® Snap Sidewalk Water/Angled**  
 A0. 33.1in (84cm) x 46.8in (119cm)  
 A1. 23.4in (59cm) x 33.1in (84cm)

**Q-Frame® Snap Display**  
 A3. 11.7in (30cm) x 16.5in (42cm)  
 A4. 8.3in (21cm) x 11.7in (30cm)

- All artwork needs to be:
- Images: 360 dpi @ 1:10 ratio
  - Text: completely vectorized
  - CMYK color mode
  - Spot colors (PANTONE) defined
  - Appropriate bleed



Due to the inability to accurately reproduce some PANTONE® colors with CMYK inks, please reference a PANTONE® Color Bridge® book. This will provide a process color simulation for you to review.