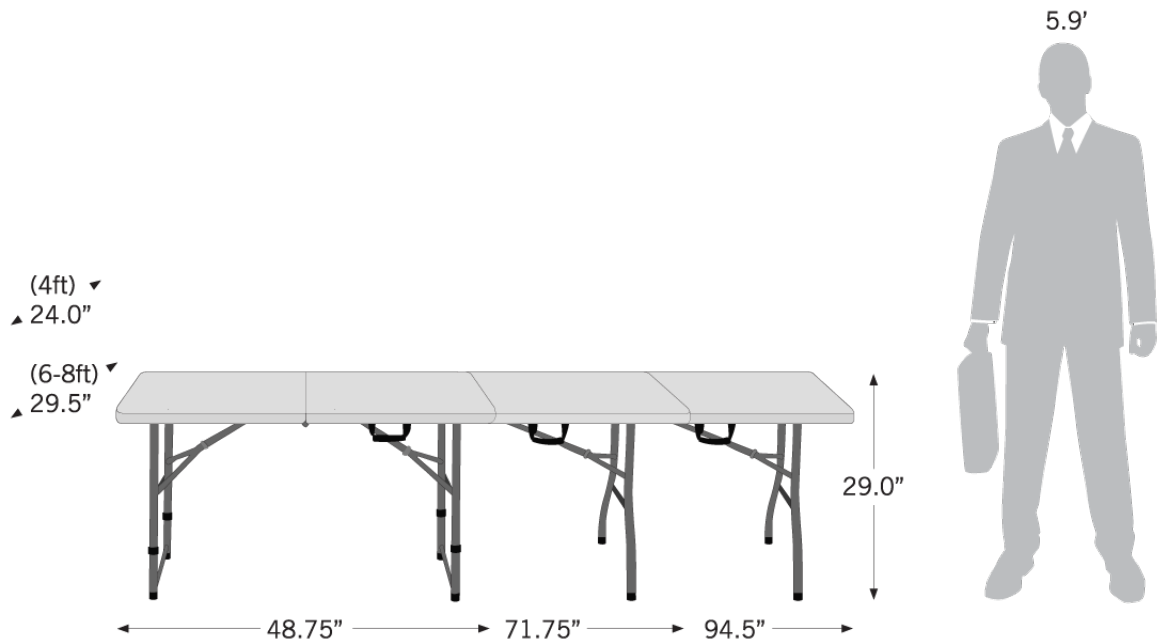



RECTANGULAR FOLDING TABLE



4FT TABLE ASSEMBLY



1. Lay the table on one side.
2. Pull the table open and spread so both ends are flat on the floor, top-down.
3. Extend the legs from the table.
4. Ensure inner support bars are pulled out as far as possible – they will click into place.
5. Press the button to lock the table open.
6. Push upwards on the horizontal bar to extend the legs.
7. Make sure the legs are fully extended and clicked into place before flipping the table over.
8. Flip the table over.

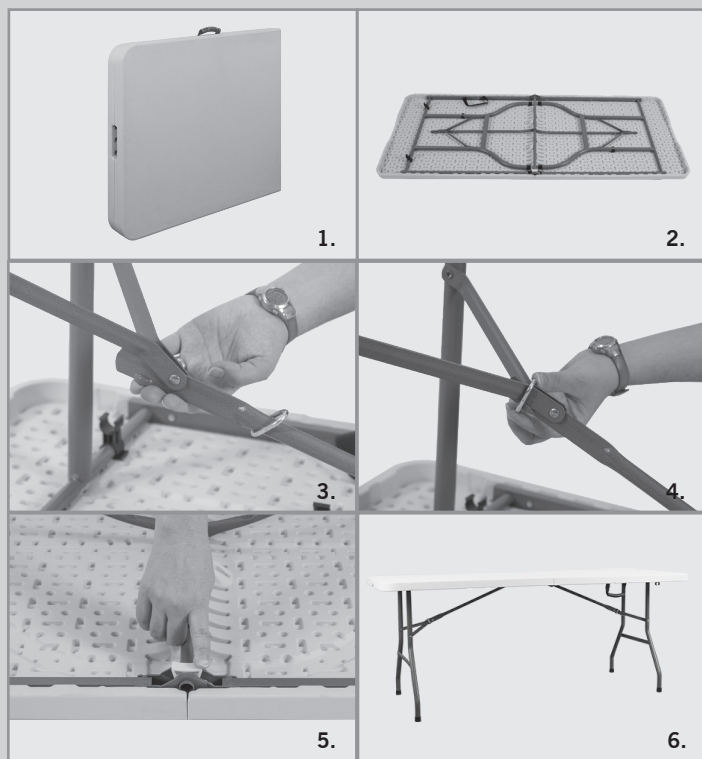


User must read and observe assembly instructions. If this is not done correctly it may result in damage to the unit, injury, or death, and all warranties will be void. All warranties will be void if this product is used with any table cover or hardware not produced by us. Never sit or stand on this table. Do not place a direct heat source on or near the table surface unless using a heat barrier. Watch out for pinch points when folding/unfolding table. Do not use if table has visible structure damage. Weight limit: 150lbs in center, 200lbs evenly spaced out. Weight limit needs to be adjusted for the adjustable table. - 100.0lb evenly distributed




RECTANGULAR FOLDING TABLE

6FT TABLE ASSEMBLY



1. Sit the table down on its side.
2. Open the table and spread so both ends are on the floor, top-down.
3. Open the legs and ensure inner support bars are locked into place.
4. Slide the locking cuff over inner support bars.
5. Press the button to lock the table open.
6. Flip the table over.

8FT TABLE ASSEMBLY



1. Sit the table down on its side.
2. Open the table so that it lays flat on the ground.
3. Unlatch the key from the outer section and insert it into the inner lock, ensuring it goes entirely into the metal frame. There are locks on each side.
4. Pull the inner support bars out until they lock into place.
5. Slide the locking cuff down over each inner support bar.
6. Flip the table over.

User must read and observe assembly instructions. If this is not done correctly it may result in damage to the unit, injury, or death, and all warranties will be void. All warranties will be void if this product is used with any table cover or hardware not produced by us. Never sit or stand on this table. Do not place a direct heat source on or near the table surface unless using a heat barrier. Watch out for pinch points when folding/unfolding table. Do not use if table has visible structure damage. Weight limit: 150lbs in center, 200lbs evenly spaced out. Weight limit needs to be adjusted for the adjustable table. - 100.0lb evenly distributed

